

MATERIAL: NEOPRENE WITH GLASS FIBER WIRES

РАЗМЕРИ И ДОПУСТИМО ОТКЛОНЕНИЕ В ДЕБЕЛИНА

SIZES AND TOLERANCES OF THE THICKNESS

type	pitch mm	hs mm	toll. mm	ht mm	S mm	β degrees
XL	5.080	2,3	$\pm 0,20$	1,27	2,57	50
L	9.525	3,6	$\pm 0,25$	1,91	4,65	40
H	12.700	4,3	$\pm 0,25$	2,29	6,12	40
XH	22.225	11,2	$\pm 0,65$	6,35	12,57	40

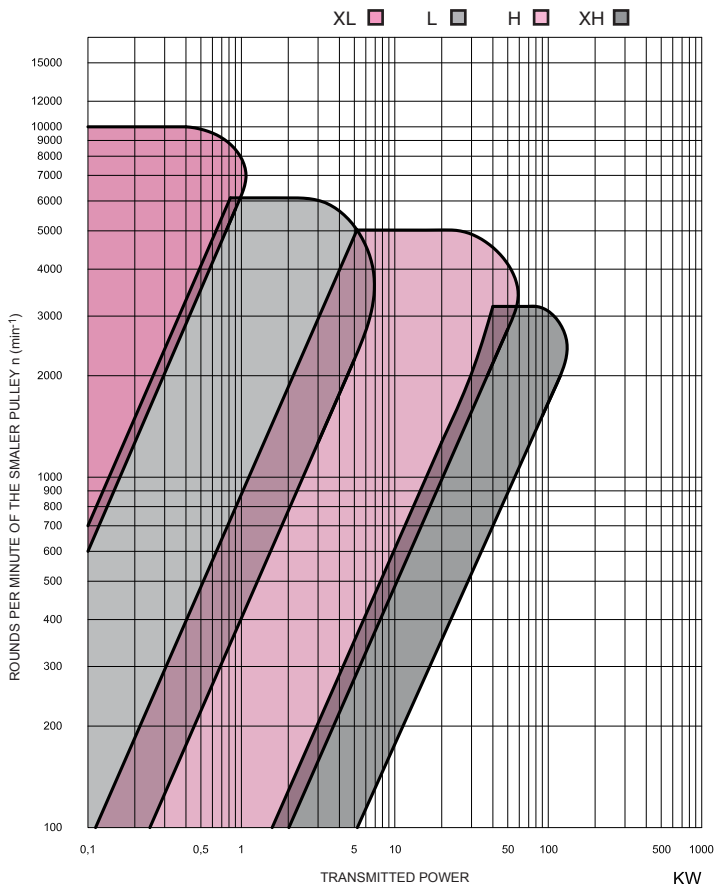
ДОПУСТИМО ОТКЛОНЕНИЕ В ШИРИНА

WIDTH TOLERANCES

belt width		tolerance of the pitch length		
in 1/100 of inch	in mm	up to 838,2 mm	> 838,2 up to 1676,4 mm	> 1676,4 mm
0,12-0,37	3,0-9,5	+0,5 -0,8	-	-
> 037-150	> 9,5-38,1	+0,8 -0,8	+0,8 -1,3	+0,8 -1,3
> 150-200	> 38,1-50,8	+0,8 -1,3	+1,3 -1,3	+1,3 -1,5
> 200-300	> 50,8-76,2	+1,3 -1,5	+1,5 -1,5	+1,5 -2,0

ДИАГРАМА ЗА ИЗБОР НА ТИП РЕМЪК

BELT PITCH SELECTION CHART



ДОПУСТИМО ОТКЛОНЕНИЕ В ДЪЛЖИНА

LENGTH TOLERANCES

pitch length		tolerance
in 1/10 of inch	in mm	mm
< 36	< 91,4	$\pm 0,15$
> 36-100	> 91,4-254,0	$\pm 0,20$
> 100-150	> 254,0-381,0	$\pm 0,23$
> 150-200	> 381,0-508,0	$\pm 0,25$
> 200-300	> 508,0-762,0	$\pm 0,30$
> 300-390	> 762,0-990,6	$\pm 0,33$
> 390-480	> 990,6-1219,2	$\pm 0,38$
> 480-600	> 1219,2-1524,0	$\pm 0,40$
> 600-700	> 1524,0-1778,0	$\pm 0,43$
> 700-800	> 1778,0-2032,0	$\pm 0,45$
> 800-900	> 2032,0-2286,0	$\pm 0,48$
> 900-1000	> 2286,0-2540,0	$\pm 0,50$
> 1000-1100	> 2540,0-2794,0	$\pm 0,53$
> 1100-1200	> 2794,0-3048,0	$\pm 0,55$
> 1200-1260	> 3048,0-3200,4	$\pm 0,58$
> 1260-1400	> 3200,4-3556,0	$\pm 0,60$
> 1400-1600	> 3556,0-4064,0	$\pm 0,65$
> 1600-1700	> 4064,0-4318,0	$\pm 0,68$
> 1700-1800	> 4318,0-4572,0	$\pm 0,70$



XL PITCH 1/5" (5,080 mm)

MATERIAL: NEOPRENE

type	teeth	length	
		Inch	mm
60 XL	30	6,00	152,40
70 XL	35	7,00	177,80
80 XL	40	8,00	203,20
90 XL	45	9,00	228,60
100 XL	50	10,00	254,00
102 XL	51	10,20	259,08
106 XL	53	10,60	269,24
108 XL	54	10,80	274,32
110 XL	55	11,00	279,40
116 XL	58	11,60	294,64
120 XL	60	12,00	304,80
130 XL	65	13,00	330,20
140 XL	70	14,00	355,60
148 XL	74	14,80	375,92
150 XL	75	15,00	381,00
160 XL	80	16,00	406,40
170 XL	85	17,00	431,80
180 XL	90	18,00	457,20
190 XL	95	19,00	482,60
200 XL	100	20,00	508,00
210 XL	105	21,00	533,40
220 XL	110	22,00	558,80
230 XL	115	23,00	584,20
240 XL	120	24,00	609,60
250 XL	125	25,00	635,00
260 XL	130	26,00	660,40
270 XL	135	27,00	685,80
280 XL	140	28,00	711,20
290 XL	145	29,00	736,60
300 XL	150	30,00	762,00
316 XL	158	31,60	802,64
330 XL	165	33,00	838,20
344 XL	172	34,40	873,76
380 XL	190	38,00	965,20

type	belt width	
	Inch	mm
XL 025	1/4"	6,35
XL 031	5/16"	7,94
XL 037	3/8"	9,52

L PITCH 3/8" (9,525 mm)

MATERIAL: NEOPRENE

type	teeth	length	
		Inch	mm
124 L	33	12,37	314,33
150 L	40	15,00	381,00
187 L	50	18,75	476,25
210 L	56	21,00	533,40
225 L	60	22,50	571,50
240 L	64	24,00	609,60
255 L	68	25,50	647,70
270 L	72	27,00	685,80
285 L	76	28,50	723,90
300 L	80	30,00	762,00
322 L	86	32,25	819,15
345 L	92	34,50	876,20
367 L	98	36,75	933,45
390 L	104	39,00	990,60
420 L	112	42,00	1066,80
450 L	120	45,00	1143,00
480 L	128	48,00	1219,20
510 L	136	51,00	1295,40
540 L	144	54,00	1371,60
600 L	160	60,00	1524,00

type	belt width	
	Inch	mm
L 050	1/2"	12,70
L 075	3/4"	19,05
L 100	1"	25,40



H PITCH 1/2" (12,700 mm)

MATERIAL: NEOPRENE

type	teeth	length	
		Inch	mm
240 H	48	24,00	609,60
270 H	54	27,00	685,80
300 H	60	30,00	762,00
330 H	66	33,00	838,20
360 H	72	36,00	914,40
390 H	78	39,00	990,60
420 H	84	42,00	1066,80
450 H	90	45,00	1143,00
480 H	96	48,00	1219,20
510 H	102	51,00	1295,40
540 H	108	54,00	1371,60
570 H	114	57,00	1447,80
600 H	120	60,00	1524,00
630 H	126	63,00	1600,20
660 H	132	66,00	1676,40
700 H	140	70,00	1778,00
730 H	146	73,00	1854,20
750 H	150	75,00	1905,00
800 H	160	80,00	2032,00
850 H	170	85,00	2159,00
900 H	180	90,00	2286,00
1000 H	200	100,00	2540,00
1100 H	220	110,00	2794,00
1250 H	250	125,00	3175,00
1400 H	280	140,00	3556,00
1700 H	340	170,00	4318,00

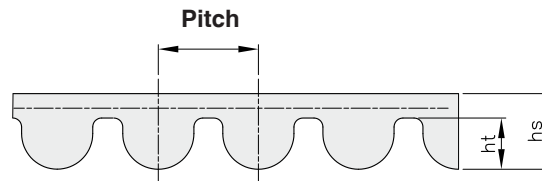
XH PITCH 7/8" (22,225 mm)

MATERIAL: NEOPRENE

type	teeth	length	
		Inch	mm
507 XH	58	50,75	1289,05
560 XH	64	56,00	1422,40
630 XH	72	63,00	1600,20
700 XH	80	70,00	1778,00
770 XH	88	77,00	1955,80
840 XH	96	84,00	2133,60
980 XH	112	98,00	2489,20
1120 XH	128	112,00	2844,80
1260 XH	144	126,00	3200,40
1400 XH	160	140,00	3556,00
1540 XH	176	154,00	3911,60
1750 XH	200	175,00	4445,00

type	belt width	
	Inch	mm
H 075	3/4"	19,05
H 100	1"	25,40
H 150	1 1/2"	38,10
H 200	2"	50,80
H 300	3"	76,20

type	belt width	
	Inch	mm
XH 200	2"	50,80
XH 300	3"	76,20
XH 400	4"	101,60
XH 500	5"	127,00



MATERIAL: NEOPRENE WITH GLASS FIBER WIRES

РАЗМЕРИ И ДОПУСТИМО ОТКЛОНЕНИЕ В ДЕБЕЛИНА

SIZES AND TOLERANCES OF THE THICKNESS

type	pitch mm	hs mm	toll. mm	ht mm
HTD 3M	3	2,4	±0,20	1,2
HTD 5M	5	3,6	±0,25	2,1
HTD 8M	8	5,6	±0,40	3,4
HTD 14M	14	10,0	±0,60	6,1

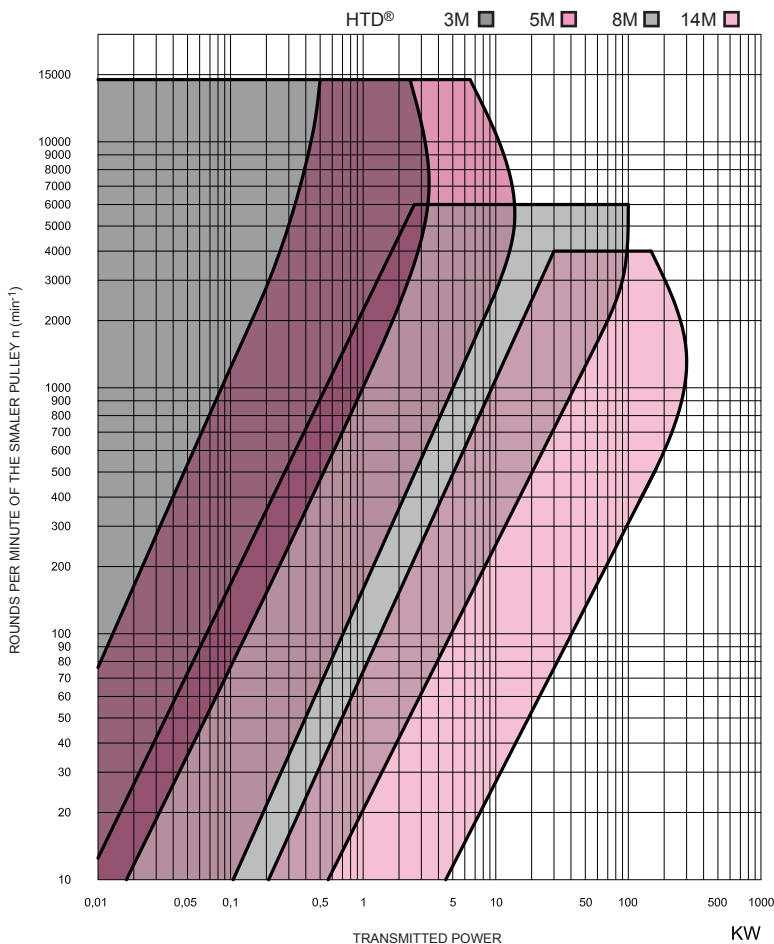
ДОПУСТИМО ОТКЛОНЕНИЕ В ШИРИНА

WIDTH TOLERANCES

belt width mm	tolerance of the pitch length		
	up to 880 mm	> 880 up to 1760 mm	> 1760 mm
≤ 9	+0,4 -0,8	+0,4 -0,8	
> 9 - 40	+0,8 -0,8	+0,8 -1,2	+0,8 -1,2
> 40 - 50	+0,8 -1,2	+1,2 -1,2	+1,2 -1,5
> 50 - 85	+1,2 -1,2	+1,5 -1,5	+1,5 -2,0
> 85 - 170	+1,5 -1,5	+1,5 -2,0	+2,0 -2,0
> 170		+4,8 -4,8	+4,8 -4,8

ДИАГРАМА ЗА ИЗБОР НА ТИП РЕМЪК

BELT PITCH SELECTION CHART



ДОПУСТИМО ОТКЛОНЕНИЕ В ДЪЛЖИНА

LENGTH TOLERANCES

pitch length mm	tolerance mm
≤ 150	± 0,30
> 150 - 255	± 0,40
> 255 - 400	± 0,45
> 400 - 560	± 0,50
> 560 - 800	± 0,60
> 800 - 1000	± 0,65
> 1000 - 1270	± 0,75
> 1270 - 1500	± 0,80
> 1500 - 1800	± 0,85
> 1800 - 2000	± 0,90
> 2000 - 2250	± 0,95
> 2250	



HTD 3M PITCH 3 mm

MATERIAL: NEOPRENE

type	teeth	length mm
111 3M	37	111
144 3M	48	144
159 3M	53	159
168 3M	56	168
174 3M	58	174
177 3M	59	177
210 3M	70	210
213 3M	71	213
216 3M	72	216
225 3M	75	225
252 3M	84	252
255 3M	85	255
267 3M	89	267
300 3M	100	300
318 3M	106	318
336 3M	112	336
339 3M	113	339
363 3M	121	363
384 3M	128	384
390 3M	130	390
420 3M	140	420
447 3M	149	447
474 3M	158	474
480 3M	160	480
501 3M	167	501
513 3M	171	513
537 3M	179	537
564 3M	188	564
606 3M	202	606
633 3M	211	633
711 3M	237	711
882 3M	294	882
945 3M	315	945
1041 3M	347	1041
1068 3M	356	1068
1071 3M	357	1071
1125 3M	375	1125
1569 3M	523	1569

type	belt width mm
HTD 3	6
	9
	15

HTD 5M PITCH 5 mm

MATERIAL: NEOPRENE

type	teeth	length mm
300 5M	60	300
330 5M	66	330
350 5M	70	350
375 5M	75	375
400 5M	80	400
425 5M	85	425
450 5M	90	450
475 5M	95	475
500 5M	100	500
535 5M	107	535
565 5M	113	565
600 5M	120	600
615 5M	123	615
620 5M	124	620
630 5M	126	630
635 5M	127	635
665 5M	133	665
710 5M	142	710
755 5M	151	755
800 5M	160	800
890 5M	178	890
900 5M	180	900
925 5M	185	925
1000 5M	200	1000
1050 5M	210	1050
1125 5M	225	1125
1270 5M	254	1270
1500 5M	300	1500

type	belt width mm
HTD 5	9
	15
	25



HTD 8M PITCH 8 mm

MATERIAL: NEOPRENE

type	teeth	length mm
376 8M	47	376
424 8M	53	424
480 8M	60	480
560 8M	70	560
600 8M	75	600
640 8M	80	640
656 8M	82	656
720 8M	90	720
784 8M	98	784
800 8M	100	800
880 8M	110	880
960 8M	120	960
1040 8M	130	1040
1120 8M	140	1120
1200 8M	150	1200
1280 8M	160	1280
1360 8M	170	1360
1440 8M	180	1440
1600 8M	200	1600
1760 8M	220	1760
1800 8M	225	1800
2000 8M	250	2000
2248 8M	281	2248
2400 8M	300	2400
2800 8M	350	2800

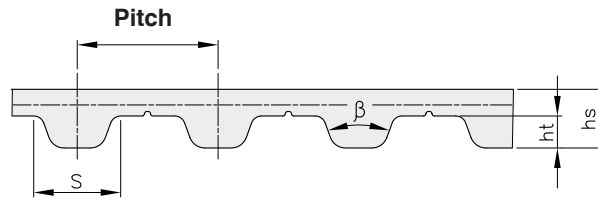
HTD 14M PITCH 14 mm

MATERIAL: NEOPRENE

type	teeth	length mm
966 14M	69	966
1190 14M	85	1190
1400 14M	100	1400
1610 14M	115	1610
1778 14M	127	1778
1890 14M	135	1890
2100 14M	150	2100
2310 14M	165	2310
2450 14M	175	2450
2590 14M	185	2590
2800 14M	200	2800
3150 14M	225	3150
3500 14M	250	3500
3850 14M	275	3850
4326 14M	309	4326
4578 14M	327	4578

type	belt width mm
HTD 8	20
	30
	50
	85

type	belt width mm
HTD 14	40
	55
	85
	115
	170



MATERIAL: POLYURETHANE WITH STEEL WIRES.

РАЗМЕРИ И ДОПУСТИМО ОТКЛОНЕНИЕ В ДЕБЕЛИНА

SIZES AND TOLERANCES OF THE THICKNESS

type	pitch mm	hs mm	toll. mm	ht mm	S mm	β degrees
T 2,5	2,5	1,3	$\pm 0,15$	0,7	1,50	40
T 5	5	2,2	$\pm 0,15$	1,2	2,65	40
T 10	10	4,5	$\pm 0,30$	2,5	5,30	40

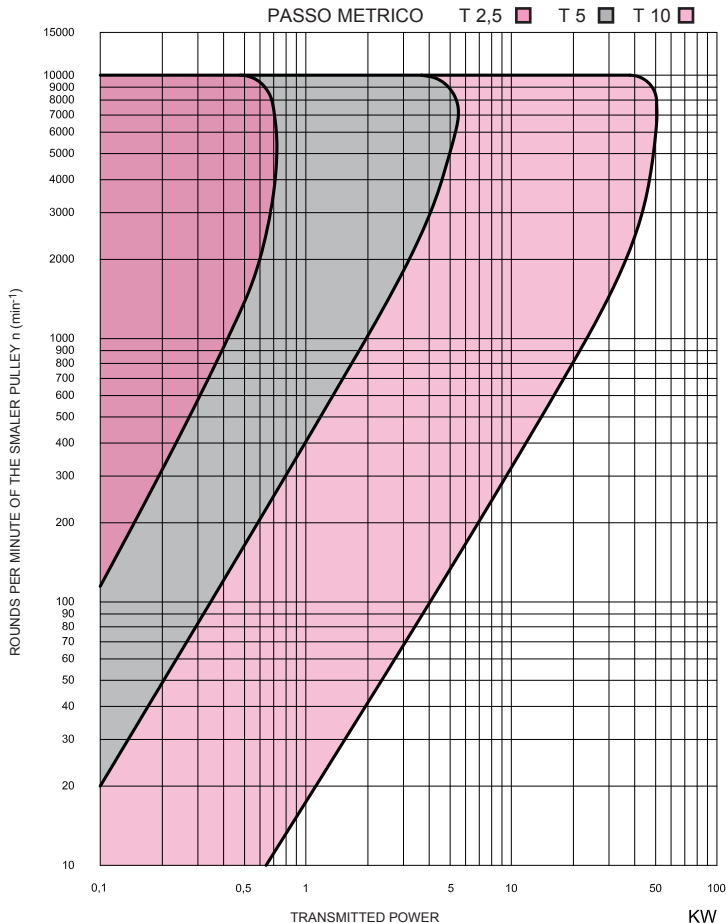
ДОПУСТИМО ОТКЛОНЕНИЕ В ШИРИНА

WIDTH TOLERANCES

pitch mm	width mm	tolerance mm
2,5	6	$\pm 0,30$
5	10	$\pm 0,50$
5	16	$\pm 0,50$
5	25	$\pm 0,50$
10	16	$\pm 0,50$
10	25	$\pm 0,50$
10	32	$\pm 0,50$
10	50	$\pm 0,50$

ДИАГРАМА ЗА ИЗБОР НА ТИП РЕМЪК

BELT PITCH SELECTION CHART



ДОПУСТИМО ОТКЛОНЕНИЕ В ДЪЛЖИНА

LENGTH TOLERANCES

pitch length mm	tolerance mm
≤ 305	$\pm 0,28$
$> 305 - 390$	$\pm 0,32$
$> 390 - 525$	$\pm 0,36$
$> 525 - 630$	$\pm 0,42$
$> 630 - 780$	$\pm 0,48$
$> 780 - 990$	$\pm 0,51$
$> 990 - 1250$	$\pm 0,64$
$> 1250 - 1560$	$\pm 0,76$
$> 1560 - 1960$	$\pm 0,88$
$> 1960 - 2250$	$\pm 1,04$



T 2,5 PITCH 2,5 mm

MATERIAL: POLYURETHANE

type	teeth	length mm	type	teeth	length mm
T 2,5 120	48	120,0			
T 2,5 145	58	145,0			
T 2,5 160	64	160,0			
T 2,5 177,5	71	177,5			
T 2,5 200	80	200,0			
T 2,5 230	92	230,0			
T 2,5 245	98	245,0			
T 2,5 265	106	265,0			
T 2,5 285	114	285,0			
T 2,5 305	122	305,0			
T 2,5 317,5	127	317,5			
T 2,5 330	132	330,0			
T 2,5 380	152	380,0			
T 2,5 420	168	420,0			
T 2,5 480	192	480,0			
T 2,5 500	200	500,0			
T 2,5 600	240	600,0			
T 2,5 650	260	650,0			
T 2,5 680	272	680,0			
T 2,5 780	312	780,0			
T 2,5 880	352	880,0			
T 2,5 915	366	915,0			
T 2,5 950	380	950,0			

type	belt width mm
T 2,5	6

type	belt width mm



T 5 PITCH 5 mm

MATERIAL: POLYURETHANE

type	teeth	length mm	type	teeth	length mm
T 5 185	37	185,0	T 5 750	150	750,0
T 5 200	40	200,0	T 5 780	156	780,0
T 5 215	43	215,0	T 5 815	163	815,0
T 5 220	44	220,0	T 5 830	166	830,0
T 5 225	45	225,0	T 5 840	168	840,0
T 5 245	49	245,0	T 5 900	180	900,0
T 5 255	51	255,0	T 5 990	198	990,0
T 5 260	52	260,0	T 5 1075	215	1075,0
T 5 270	54	270,0	T 5 1100	220	1100,0
T 5 280	56	280,0	T 5 1160	232	1160,0
T 5 295	59	295,0	T 5 1215	243	1215,0
T 5 305	61	305,0	T 5 1315	263	1315,0
T 5 330	66	330,0			
T 5 340	68	340,0			
T 5 350	70	350,0			
T 5 355	71	355,0			
T 5 365	73	365,0			
T 5 390	78	390,0			
T 5 400	80	400,0			
T 5 410	82	410,0			
T 5 420	84	420,0			
T 5 455	91	455,0			
T 5 475	95	475,0			
T 5 480	96	480,0			
T 5 500	100	500,0			
T 5 510	102	510,0			
T 5 525	105	525,0			
T 5 545	109	545,0			
T 5 550	110	550,0			
T 5 560	112	560,0			
T 5 575	115	575,0			
T 5 610	122	610,0			
T 5 620	124	620,0			
T 5 630	126	630,0			
T 5 650	130	650,0			
T 5 660	132	660,0			
T 5 690	138	690,0			
T 5 720	144	720,0			

type	belt width mm
T 5	10
	16
	25

type	belt width mm



T 10 PITCH 10 mm

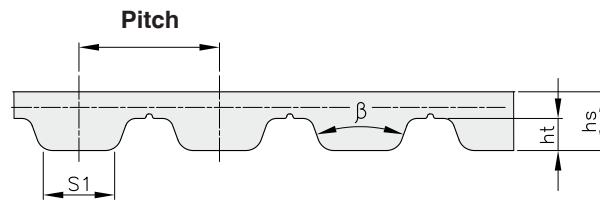
MATERIAL: POLYURETHANE

type	teeth	length mm
T 10 260	26	260,0
T 10 340	34	340,0
T 10 370	37	370,0
T 10 400	40	400,0
T 10 410	41	410,0
T 10 440	44	440,0
T 10 480	48	480,0
T 10 500	50	500,0
T 10 530	53	530,0
T 10 560	56	560,0
T 10 600	60	600,0
T 10 610	61	610,0
T 10 630	63	630,0
T 10 660	66	690,0
T 10 690	69	690,0
T 10 700	70	700,0
T 10 720	72	720,0
T 10 750	75	750,0
T 10 780	78	780,0
T 10 810	81	810,0
T 10 840	84	840,0
T 10 880	88	880,0
T 10 890	89	890,0
T 10 900	90	900,0
T 10 920	92	920,0
T 10 960	96	960,0
T 10 970	97	970,0
T 10 980	98	980,0
T 10 1010	101	1010,0
T 10 1080	108	1080,0
T 10 1110	111	1110,0
T 10 1140	114	1140,0
T 10 1150	115	1150,0
T 10 1210	121	1210,0
T 10 1240	124	1240,0
T 10 1250	125	1250,0
T 10 1300	130	1300,0
T 10 1320	132	1320,0

type	teeth	length mm
T 10 1350	135	1350,0
T 10 1390	139	1390,0
T 10 1400	140	1400,0
T 10 1420	142	1420,0
T 10 1460	146	1460,0
T 10 1500	150	1500,0
T 10 1560	156	1560,0
T 10 1610	161	1610,0
T 10 1750	175	1750,0
T 10 1780	178	1780,0
T 10 1880	188	1880,0
T 10 1960	196	1960,0
T 10 2250	225	2250,0

type	belt width mm
T 10	16
	25
	32
	50

type	belt width mm



MATERIAL: POLYURETHANE WITH STEEL WHIRES.

РАЗМЕРИ И ДОПУСТИМО ОТКЛОНЕНИЕ В ДЕБЕЛИНА

SIZES AND TOLERANCES OF THE THICKNESS

type	pitch mm	hs mm	toll. mm	ht mm	S1 mm	β degrees
AT 5	5	2,7	$\pm 0,15$	1,2	2,5	50
AT 10	10	4,5	$\pm 0,30$	2,5	5,0	50

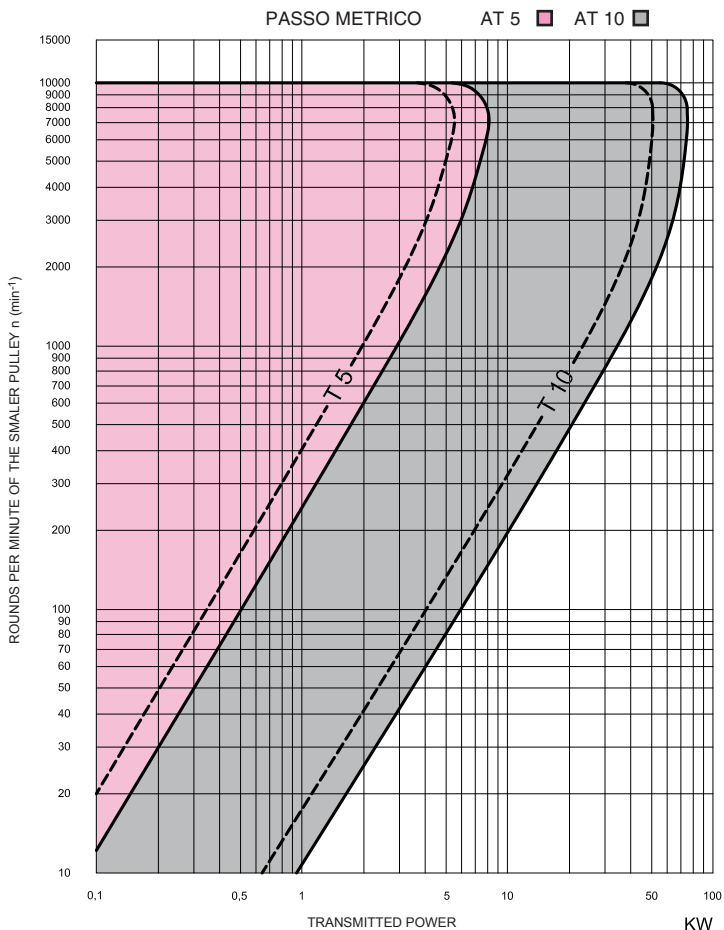
ДОПУСТИМО ОТКЛОНЕНИЕ В ШИРИНА

WIDTH TOLERANCES

pitch mm	width mm	tolerance mm
5	10	$\pm 0,50$
5	16	$\pm 0,50$
5	25	$\pm 0,50$
10	16	$\pm 0,50$
10	25	$\pm 0,50$
10	32	$\pm 0,50$
10	50	$\pm 0,50$

ДИАГРАМА ЗА ИЗБОР НА ТИП РЕМЪК

BELT PITCH SELECTION CHART



ДОПУСТИМО ОТКЛОНЕНИЕ В ДЪЛЖИНА

LENGTH TOLERANCES

pitch length mm	tolerance mm
≤ 305	$\pm 0,28$
$> 305 - 390$	$\pm 0,32$
$> 390 - 525$	$\pm 0,36$
$> 525 - 630$	$\pm 0,42$
$> 630 - 780$	$\pm 0,48$
$> 780 - 990$	$\pm 0,51$
$> 990 - 1250$	$\pm 0,64$
$> 1250 - 1560$	$\pm 0,76$
$> 1560 - 1960$	$\pm 0,88$
$> 1960 - 2250$	$\pm 1,04$



AT 5 PITCH 5 mm

MATERIAL: POLYURETHANE

type	teeth	length mm
AT 5 255	51	255,0
AT 5 300	60	300,0
AT 5 420	84	420,0
AT 5 455	91	455,0
AT 5 500	100	500,0
AT 5 545	109	545,0
AT 5 600	120	600,0
AT 5 660	132	660,0
AT 5 750	150	750,0
AT 5 780	156	780,0
AT 5 825	165	825,0

AT 10 PITCH 10 mm

MATERIAL: POLYURETHANE

type	teeth	length mm
AT 10 500	50	500,0
AT 10 560	56	560,0
AT 10 600	60	600,0
AT 10 610	61	610,0
AT 10 660	66	660,0
AT 10 700	70	700,0
AT 10 730	73	730,0
AT 10 780	78	780,0
AT 10 800	80	800,0
AT 10 840	84	840,0
AT 10 890	89	890,0
AT 10 920	92	920,0
AT 10 960	96	960,0
AT 10 980	98	980,0
AT 10 1000	100	1000,0
AT 10 1010	101	1010,0
AT 10 1050	105	1050,0
AT 10 1080	108	1080,0
AT 10 1100	110	1100,0
AT 10 1150	115	1150,0
AT 10 1210	121	1210,0
AT 10 1250	125	1250,0
AT 10 1350	135	1350,0
AT 10 1400	140	1400,0
AT 10 1420	142	1420,0
AT 10 1600	160	1600,0
AT 10 1800	180	1800,0

type	belt width mm
AT 5	10
	16
	25

type	belt width mm
AT 10	16
	25
	32
	50