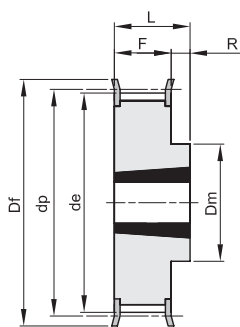


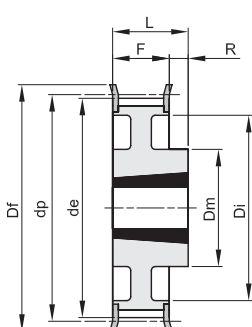
L 050

PITCH 3/8" (9,525 mm)

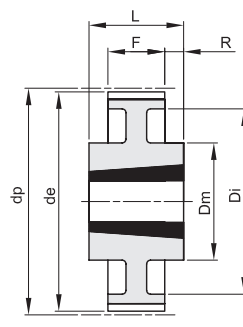
FOR BELT WIDTH 1/2" (12,7 mm)



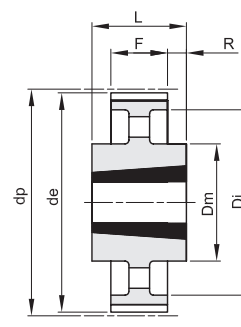
10F



11F



13



14

Материал Стомана (St) / Material Steel (St)

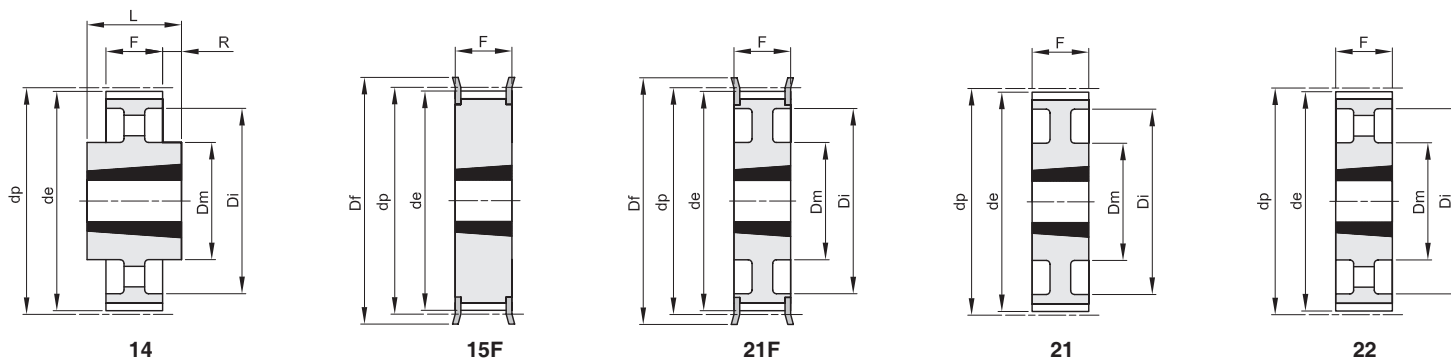
Материал Чугун (GG) / Material Cast Iron (GG)

code	type	material	teeth	taper bush	bore max	dp	de	Df	Dm	Di	F	L	R	n° flange	Kg.
TL 18 L 050	10F	St	18	1108	28	54,57	53,81	60	45		19,0	22,0	3	308	0,20
TL 19 L 050	10F	St	19	1108	28	57,61	56,84	63	45		19,0	22,0	3	309	0,23
TL 20 L 050	10F	St	20	1108	28	60,64	59,88	66	48		19,0	22,0	3	310	0,27
TL 21 L 050	10F	St	21	1108	28	63,67	62,91	71	48		19,0	22,0	3	311	0,30
TL 22 L 050	10F	St	22	1108	28	66,70	65,94	75	51		19,0	22,0	3	312	0,34
TL 23 L 050	10F	St	23	1108	28	69,73	68,97	79	54		19,0	22,0	3	313	0,40
TL 24 L 050	10F	St	24	1108	28	72,77	72,00	79	54		19,0	22,0	3	313	0,45
TL 25 L 050	10F	St	25	1108	28	75,80	75,04	83	56		19,0	22,0	3	314	0,50
TL 26 L 050	10F	St	26	1108	28	78,83	78,07	87	60		19,0	22,0	3	315	0,55
TL 27 L 050	10F	St	27	1108	28	81,86	81,10	87	62		19,0	22,0	3	315	0,60
TL 28 L 050	10F	St	28	1108	28	84,89	84,13	91	65		19,0	22,0	3	316	0,65
TL 30 L 050	10F	St	30	1108	28	90,96	90,20	97	70		19,0	22,0	3	318	0,80
TL 32 L 050	10F	St	32	1108	28	97,02	96,26	103	74		19,0	22,0	3	320	0,98
TL 36 L 050	10F	St	36	1108	28	109,15	108,39	115	85		19,0	22,0	3	323	1,20
TL 40 L 050	10F	St	40	1610	42	121,28	120,51	127	97		19,0	25,0	6	327	1,40
TL 48 L 050	11F	St	48	1610	42	145,53	144,77	152	88	120	19,0	25,0	6	334	2,30
TL 60 L 050	13	St	60	1610	42	181,91	181,15		92	166	19,0	25,0	3		2,20
TL 72 L 050	14	GG	72	1610	42	218,30	217,53		92	202	19,0	25,0	3		2,10
TL 84 L 050	14	GG	84	1610	42	254,68	253,90		92	236	19,0	25,0	3		2,46
TL 96 L 050	14	GG	96	2012	50	291,06	290,30		106	270	19,0	32,0	6,5		3,36
TL120 L 050	14	GG	120	2012	50	363,83	363,07		106	343	19,0	32,0	6,5		4,44

L 075

PITCH 3/8" (9,525 mm)

FOR BELT WIDTH 3/4" (19,05 mm)



Материал Стомана (St) / Material Steel (St)

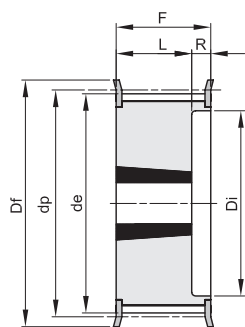
Материал Чугун (GG) / Material Cast Iron (GG)

code	type	material	teeth	taper bush	bore max	dp	de	Df	Dm	Di	F	L	R	n° flange	Kg.
TL 18 L 075	15F	St	18	1108	28	54,57	53,81	60			25,0	25,0		308	0,25
TL 19 L 075	15F	St	19	1108	28	57,61	56,84	63			25,0	25,0		309	0,32
TL 20 L 075	15F	St	20	1108	28	60,64	59,88	66			25,0	25,0		310	0,35
TL 21 L 075	15F	St	21	1108	28	63,67	62,91	71			25,0	25,0		311	0,40
TL 22 L 075	15F	St	22	1108	28	66,70	65,94	75			25,0	25,0		312	0,44
TL 23 L 075	15F	St	23	1108	28	69,73	68,97	79			25,0	25,0		313	0,48
TL 24 L 075	15F	St	24	1108	28	72,77	72,00	79			25,0	25,0		313	0,55
TL 25 L 075	15F	St	25	1108	28	75,80	75,04	83			25,0	25,0		314	0,63
TL 26 L 075	15F	St	26	1108	28	78,83	78,07	87			25,0	25,0		315	0,66
TL 27 L 075	15F	St	27	1108	28	81,86	81,10	87			25,0	25,0		315	0,70
TL 28 L 075	15F	St	28	1108	28	84,89	84,13	91			25,0	25,0		316	0,72
TL 30 L 075	15F	St	30	1108	28	90,96	90,20	97			25,0	25,0		318	0,93
TL 32 L 075	15F	St	32	1108	28	97,02	96,26	103			25,0	25,0		320	1,10
TL 36 L 075	15F	St	36	1610	42	109,15	108,39	115			25,0	25,0		323	1,20
TL 40 L 075	15F	St	40	1610	42	121,28	120,51	127			25,0	25,0		327	1,70
TL 48 L 075	21F	St	48	1610	42	145,53	144,77	152	92	120	25,0	25,0		334	2,60
TL 60 L 075	21	St	60	1610	42	181,91	181,15		92	166	25,0	25,0			3,00
TL 72 L 075	22	GG	72	1610	42	218,30	217,53		92	202	25,0	25,0			2,33
TL 84 L 075	14	GG	84	2012	50	254,68	253,90		106	236	25,0	32,0	3,5		3,55
TL 96 L 075	14	GG	96	2012	50	291,06	290,30		106	270	25,0	32,0	3,5		3,95
TL120 L 075	14	GG	120	2012	50	363,83	363,07		106	343	25,0	32,0	3,5		5,61

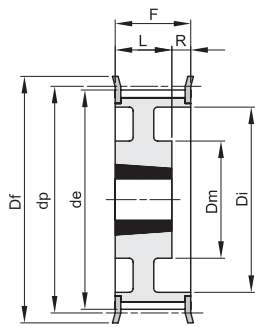
L 100

PITCH 3/8" (9,525 mm)

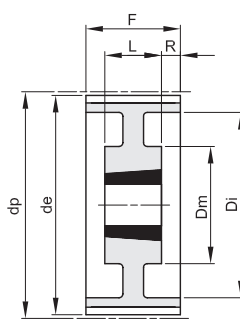
FOR BELT WIDTH 1" (25,4 mm)



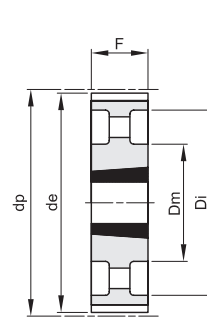
16F



17F



19



22

Материал Стомана (St) / Material Steel (St)

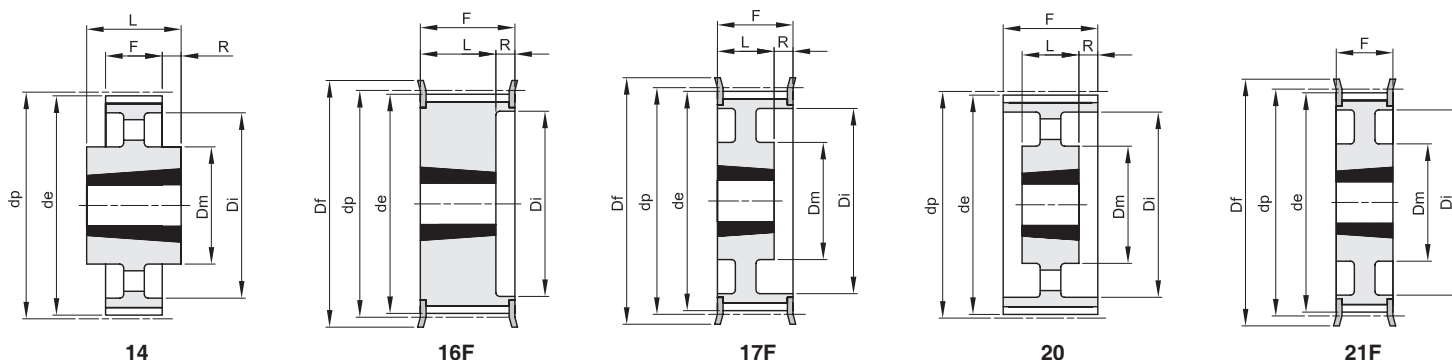
Материал Чугун (GG) / Material Cast Iron (GG)

code	type	material	teeth	taper bush	bore max	dp	de	Df	Dm	Di	F	L	R	n° flange	Kg.
TL 18 L 100	16F	St	18	1108	28	54,57	53,81	60		38	31,0	22,0	9,0	308	0,20
TL 19 L 100	16F	St	19	1108	28	57,61	56,84	63		38	31,0	22,0	9,0	309	0,32
TL 20 L 100	16F	St	20	1108	28	60,64	59,88	66		45	31,0	22,0	9,0	310	0,41
TL 21 L 100	16F	St	21	1108	28	63,67	62,91	71		45	31,0	22,0	9,0	311	0,45
TL 22 L 100	16F	St	22	1108	28	66,70	65,94	75		48	31,0	22,0	9,0	312	0,47
TL 23 L 100	16F	St	23	1108	28	69,73	68,97	79		52	32,0	22,0	10,0	313	0,50
TL 24 L 100	16F	St	24	1108	28	72,77	72,00	79		52	32,0	22,0	10,0	313	0,64
TL 25 L 100	16F	St	25	1108	28	75,80	75,04	83		54	32,0	22,0	10,0	314	0,68
TL 26 L 100	16F	St	26	1108	28	78,83	78,07	87		60	32,0	22,0	10,0	315	0,70
TL 27 L 100	16F	St	27	1108	28	81,86	81,10	87		60	32,0	22,0	10,0	315	0,83
TL 28 L 100	16F	St	28	1108	28	84,89	84,13	91		65	32,0	22,0	10,0	316	0,85
TL 30 L 100	16F	St	30	1210	32	90,96	90,20	97		71	32,0	25,0	7,0	318	0,90
TL 32 L 100	16F	St	32	1210	32	97,02	96,26	103		75	32,0	25,0	7,0	320	1,05
TL 36 L 100	16F	St	36	1610	42	109,15	108,39	115		86	32,0	25,0	7,0	323	1,40
TL 40 L 100	16F	St	40	1610	42	121,28	120,51	127		96	32,0	25,0	7,0	327	1,65
TL 48 L 100	17F	St	48	1610	42	145,53	144,77	152	92	120	32,0	25,0	7,0	334	2,80
TL 60 L 100	19	St	60	1610	42	181,91	181,15		92	166	32,0	25,0	3,5		2,70
TL 72 L 100	22	GG	72	2012	50	218,30	217,53		106	202	32,0	32,0			2,96
TL 84 L 100	22	GG	84	2012	50	254,68	253,90		106	236	32,0	32,0			3,87
TL 96 L 100	22	GG	96	2012	50	291,06	290,30		106	270	32,0	32,0			4,64
TL120 L 100	22	GG	120	2012	50	363,83	363,07		106	343	32,0	32,0			6,37

H 100

PITCH 1/2" (12,7 mm)

FOR BELT WIDTH 1" (25,4 mm)



Материал Стомана (St) / Material Steel (St)

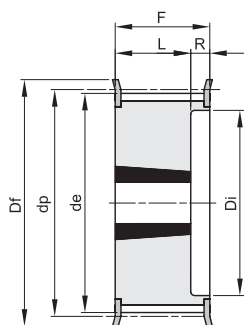
Материал Чугун (GG) / Material Cast Iron (GG)

code	type	material	teeth	taper bush	bore max	dp	de	Df	Dm	Di	F	L	R	n° flange	Kg.
TL 16 H 100	16F	St	16	1108	28	64,68	63,31	71		45	31,0	22,0	9,0	311	0,42
TL 18 H 100	16F	St	18	1210	32	72,77	71,39	79		52	31,0	25,0	6,0	313	0,49
TL 19 H 100	16F	St	19	1210	32	76,81	75,44	83		56	31,0	25,0	6,0	314	0,62
TL 20 H 100	16F	St	20	1210	32	80,85	79,48	87		60	31,0	25,0	6,0	315	0,73
TL 21 H 100	16F	St	21	1210	32	84,89	83,52	91		64	32,0	25,0	7,0	316	0,80
TL 22 H 100	16F	St	22	1210	32	88,94	87,56	93		67	32,0	25,0	7,0	317	0,94
TL 23 H 100	16F	St	23	1610	42	92,98	91,61	97		70	32,0	25,0	7,0	318	0,97
TL 24 H 100	16F	St	24	1610	42	97,02	95,65	103		73,5	32,0	25,0	7,0	320	1,05
TL 25 H 100	16F	St	25	1610	42	101,06	99,69	106		77	32,0	25,0	7,0	321	1,10
TL 26 H 100	16F	St	26	1610	42	105,11	103,73	111		82	32,0	25,0	7,0	322	1,20
TL 27 H 100	16F	St	27	1610	42	109,15	107,78	115		85	32,0	25,0	7,0	323	1,35
TL 28 H 100	16F	St	28	1610	42	113,19	111,82	119		90,5	32,0	25,0	7,0	325	1,50
TL 30 H 100	16F	St	30	1610	42	121,28	119,90	127		98	32,0	25,0	7,0	327	1,78
TL 32 H 100	17F	St	32	1610	42	129,36	127,99	135	90	106	32,0	25,0	7,0	328	2,05
TL 36 H 100	17F	St	36	1610	42	145,53	144,16	152	92	121	32,0	25,0	7,0	334	2,80
TL 40 H 100	17F	St	40	1610	42	161,70	160,33	168	92	138	32,0	25,0	7,0	338	3,65
TL 44 H 100	21F	St	44	2012	50	177,87	176,50	184	106	152	32,0	32,0		339	3,86
TL 48 H 100	21F	St	48	2012	50	194,04	192,67	200	106	169	32,0	32,0		342	4,20
TL 60 H 100	20	GG	60	2012	50	242,55	241,18		106	223	34,0	32,0	1,0		3,76
TL 72 H 100	20	GG	72	2012	50	291,06	289,69		106	270	34,0	32,0	1,0		4,88
TL 84 H 100	20	GG	84	2012	50	339,57	338,20		106	318	34,0	32,0	1,0		6,12
TL 96 H 100	14	GG	96	2517	60	388,08	386,71		119	366	34,0	45,0	5,5		7,95
TL120H 100	14	GG	120	2517	60	485,10	483,73		119	462	34,0	45,0	5,5		10,05

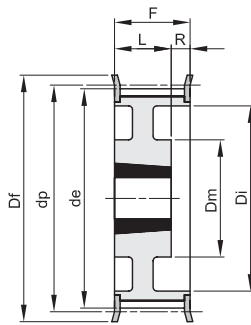
H 150

PITCH 1/2" (12,7 mm)

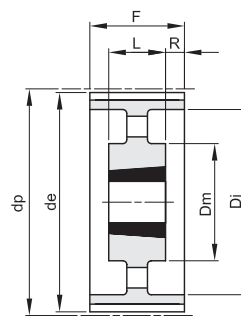
FOR BELT WIDTH 1 1/2 (38,1 mm)



16F



17F



20

Материал Стомана (St) / Material Steel (St)

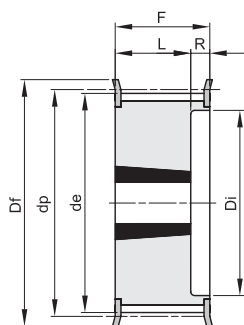
Материал Чугун (GG) / Material Cast Iron (GG)

code	type	material	teeth	taper bush	bore max	dp	de	Df	Dm	Di	F	L	R	n° flange	Kg.
TL 18 H 150	16F	St	18	1210	32	72,77	71,39	79		52	45,0	25,0	20,0	313	0,60
TL 19 H 150	16F	St	19	1210	32	76,81	75,44	83		56	45,0	25,0	20,0	314	0,72
TL 20 H 150	16F	St	20	1210	32	80,85	79,48	87		60	45,0	25,0	20,0	315	0,83
TL 21 H 150	16F	St	21	1210	32	84,89	83,52	91		64	45,0	25,0	20,0	316	1,00
TL 22 H 150	16F	St	22	1210	32	88,94	87,56	93		67	45,0	25,0	20,0	317	1,25
TL 23 H 150	16F	St	23	1610	42	92,98	91,61	97		70	45,0	25,0	20,0	318	1,05
TL 24 H 150	16F	St	24	1610	42	97,02	95,65	103		73,5	45,0	25,0	20,0	320	1,10
TL 25 H 150	16F	St	25	1610	42	101,06	99,69	106		77	45,0	25,0	20,0	321	1,30
TL 26 H 150	16F	St	26	1610	42	105,11	103,73	111		82	45,0	25,0	20,0	322	1,42
TL 27 H 150	16F	St	27	1610	42	109,15	107,78	115		85	45,0	25,0	20,0	323	1,65
TL 28 H 150	16F	St	28	1610	42	113,19	111,82	119		90,5	45,0	25,0	20,0	325	1,88
TL 30 H 150	16F	St	30	1610	42	121,28	119,90	127		98	45,0	25,0	20,0	327	2,05
TL 32 H 150	17F	St	32	1610	42	129,36	127,99	135	90	106	45,0	25,0	20,0	328	2,35
TL 36 H 150	17F	St	36	1610	42	145,53	144,16	152	92	121	45,0	25,0	20,0	334	3,20
TL 40 H 150	17F	St	40	1610	42	161,70	160,33	168	92	138	45,0	25,0	20,0	338	4,10
TL 44 H 150	17F	St	44	2012	50	177,87	176,50	184	106	152	45,0	32,0	13,0	339	4,50
TL 48 H 150	17F	St	48	2012	50	194,04	192,67	200	106	169	45,0	32,0	13,0	342	4,80
TL 60 H 150	20	GG	60	2012	50	242,55	241,18		106	223	46,0	32,0	7,0		4,51
TL 72 H 150	20	GG	72	2012	50	291,06	289,69		106	270	46,0	32,0	7,0		6,16
TL 84 H 150	20	GG	84	2012	50	339,57	338,20		106	320	46,0	32,0	7,0		7,40
TL 96 H 150	20	GG	96	2517	60	388,08	386,71		119	366	46,0	45,0	0,5		9,87
TL120H 150	20	GG	120	2517	60	485,10	483,73		119	462	46,0	45,0	0,5		13,50

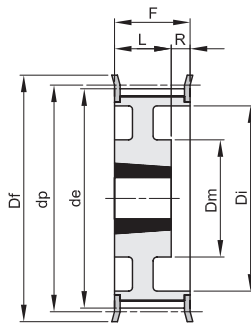
H 200

PITCH 1/2" (12,7 mm)

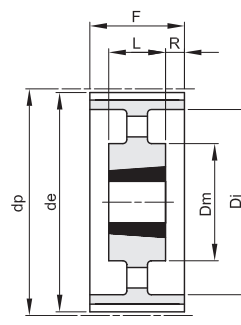
FOR BELT WIDTH 2" (50,8 mm)



16F



17F

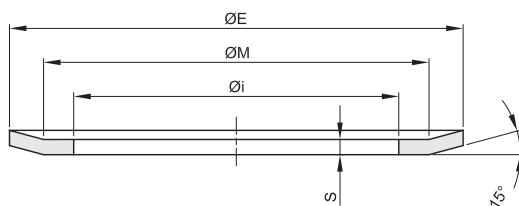


20

Материал Стомана (St) / Material Steel (St)

Материал Чугун (GG) / Material Cast Iron (GG)

code	type	material	teeth	taper bush	bore max	dp	de	Df	Dm	Di	F	L	R	n° flange	Kg.
TL 18 H 200	16F	St	18	1210	32	72,77	71,39	79		52	58,0	25,0	33,0	313	0,84
TL 19 H 200	16F	St	19	1210	32	76,81	75,44	83		56	58,0	25,0	33,0	314	0,96
TL 20 H 200	16F	St	20	1610	42	80,85	79,48	87		60	58,0	25,0	33,0	315	0,93
TL 21 H 200	16F	St	21	1610	42	84,89	83,52	91		64	58,0	25,0	33,0	316	1,07
TL 22 H 200	16F	St	22	1610	42	88,94	87,56	93		67	58,0	25,0	33,0	317	1,25
TL 23 H 200	16F	St	23	1610	42	92,98	91,61	97		70	58,0	25,0	33,0	318	1,40
TL 24 H 200	16F	St	24	1610	42	97,02	95,65	103		73,5	58,0	25,0	33,0	320	1,55
TL 25 H 200	16F	St	25	1610	42	101,06	99,69	106		77	58,0	25,0	33,0	321	1,71
TL 26 H 200	16F	St	26	1610	42	105,11	103,73	111		82	58,0	25,0	33,0	322	1,84
TL 27 H 200	16F	St	27	1610	42	109,15	107,78	115		85	58,0	25,0	33,0	323	2,06
TL 28 H 200	16F	St	28	1610	42	113,19	111,82	119		90,5	58,0	25,0	33,0	325	2,17
TL 30 H 200	16F	St	30	1610	42	121,28	119,90	127		98	58,0	25,0	33,0	327	2,60
TL 32 H 200	16F	St	32	2012	50	129,36	127,99	135		106	58,0	32,0	26,0	328	2,95
TL 36 H 200	17F	St	36	2012	50	145,53	144,16	152	102	121	58,0	32,0	26,0	334	3,62
TL 40 H 200	17F	St	40	2012	50	161,70	160,33	168	106	138	58,0	32,0	26,0	338	4,33
TL 44 H 200	17F	St	44	2012	50	177,87	176,50	184	106	152	58,0	32,0	26,0	339	5,33
TL 48 H 200	17F	St	48	2517	60	194,04	192,67	200	119	169	58,0	45,0	13,0	342	6,47
TL 60 H 200	20	GG	60	2517	60	242,55	241,18		119	223	60,0	45,0	7,5		5,86
TL 72 H 200	20	GG	72	2517	60	291,06	289,69		119	270	60,0	45,0	7,5		7,42
TL 84 H 200	20	GG	84	2517	60	339,57	338,20		119	320	60,0	45,0	7,5		8,73
TL 96 H 200	20	GG	96	2517	60	388,08	386,71		119	366	60,0	45,0	7,5		10,83
TL120H 200	20	GG	120	2517	60	485,10	483,73		119	462	60,0	45,0	7,5		14,95



thickness S=0.5mm				thickness S=1.0mm				thickness S=1.5mm				thickness S=2.5mm			
n° flange	Ø E	Ø M	Ø i	n° flange	Ø E	Ø M	Ø i	n° flange	Ø E	Ø M	Ø i	n° flange	Ø E	Ø M	Ø i
100	13	10	6	200	19,5	17,5	12,5	300	36	31	25	400	127	120,2	104,7
101	15	12	8	201	23	17,5	12	301	38	34	28	401	138	130	108
102	16	13	9,5	202	23	20	14	302	42	38	30,5	402	146	138	116
104	18	15	11,5	203	25	22	15	303	44	40	33	403	154	146	122
105	19,5	17,5	12	204	28	24	18	304	48	43,5	37	404	160	150	128
106	23	17,5	12	205	32	28	21,5	305	51	47,5	40	405	168	162	135
107	23	20	14	206	36	31	25	306	54	50,5	43	406	183	170	145
108	25	22	15	207	38	34	28	307	57	53	46	407	188	180	158
109	28	24	18	208	42	38	30,5	308	60	57	47	409	198	188	165
110	32	28	21,5	209	44	40	33	309	63	57	48	410	200	192,8	172
111	36	31	25	210	48	43,5	37	310	66	61,5	52	411	211	198	173
112	38	34	28	211	51	47,5	40	311	71	65	56	412	226	214	190
113	42	38	30,5	212	54	50,5	43	312	75	68,5	60	414	240	224	192
114	48	43,5	37	213	57	53	46	313	79	73,5	64	415	256	240	220
				214	60	57	47	314	83	76,5	68	416	256	247	225
				215	63	57	48	315	87	82,5	72	418	296	287	252
				216	66	61,5	52	316	91	85,5	76				
				217	71	65	56	317	93	89	80				
				218	75	68,5	60	318	97	93	83				
				219	83	76,5	68	319	98	92	79,3				
				220	87	82,5	72	320	103	97	86				
				221	91	85,5	76	321	106	101	90				
				222	93	89	80	322	111	106	94				
				223	97	93	83	323	115	110	99				
				224	106	101	90	325	119	113,5	103				
				225	119	113,5	103	326	123	117,5	107				
				226	131	125,5	115	327	127	122	111				
								328	135	130	119				
								330	140	134,5	123				
								331	143	139	127				
								333	148	143	132				
								334	152	147,5	136				
								335	158	154	142				
								338	168	163	149,5				
								339	184	179	165				
								340	192	187	173				
								342	200	195	181				

N°THEET PULLEY	MXL TH. 0,5	XL TH. 1	L TH. 1,5	H TH. 1,5	XH TH. 2,5	HTD 3M TH. 0,5	HTD 5M TH. 1	HTD 8M TH. 1,5	HTD 14M TH. 2,5	T 2,5 TH. 0,5	T 5 TH. 1	T 10 TH. 1	BAT 5 TH. 1	BAT 10 TH. 1
10		201	300			100					200	206		
11		201	301								201	207		
12	100	203	302			101	202			100	201	208	201	208
13		203	303				203			100	203	209	203	
14	100	204	304	309		102	203			101	203	210	203	210
15	100	204	305	310		104	204			101	204	211	204	211
16	101	205	306	311		104	204			102	205	212	205	212
17		205	307	312			205			104	205	213	205	213
18	102	206	308	313	401	105	205	304		104	205	214	205	214
19		206	309	314	402		205	305		104	206	216	206	216
20	102	207	310	315	403	107	206	306		105	206	216	206	216
21		207	311	316	404	108	207	307		105	207	217	207	217
22	104	208	312	317	405	108	207	308		106	207	218	207	218
23		208	313	318			208	309			208	313	208	313
24	104	209	313	320	406	108	208	310		107	208	219	208	219
25	105	210	314	321	407		209	310		107	209	219	209	219
26	106	210	315	322	409	109	209	311		108	209	220	209	220
27		210	315	323	410		210				210	221	210	221
28	107	211	316	325	411	110	210	312	400	108	210	222	210	222
29		211		326						109	211			
30	107	212	318	327	412	110	211	314	401	109	211	223	211	223
32	108	213	320	328	414	111	212	315	403	110	212	224	212	224
33		213	321	330										
34	108	214	322	331	415		213	316	404	110	213	323	213	323
35		215	322	333				317		110	214			
36	109	216	323	334		112	214	319	405	111	215	225	215	225
37											215			
38	109	217		335			216	320	406	111	216	327	216	327
39		217												
40	110	217	327	338		113	217	321	407	112	216	226	216	226
41		218												
42	110	218	328				218				217		217	330
43		313												
44	111	313	330	339		114	218	325	411	113	218		218	331
45	111		331	340			313			113	313	333		
46											313		313	334
48	111	220	334	342			219	327	412		219	335	219	335
50	112						220			209	220			
52													220	338
56		223					222	333	416				222	339
58													223	340
60	113	320					320			211	320	342	320	342
64							224	338	418					224
65										213				
70	211									215				
72	211	326					225	340		215	225		225	
80											226			
90										219	333			
100										220	338			